

# MANDATORY SIGNS

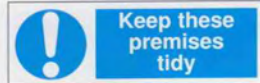


Meaning you must carry out the action given by these signs.

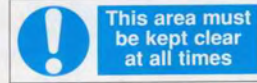
Our mandatory signs comply to BS5499 and The Safety Signs & Signals Regulations 1996.

For your own custom made safety signs see pages 38 to 41.

All signs available in 1mm rigid plastic, self adhesive vinyl or rigid plastic with self adhesive backing.



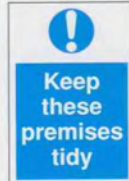
MA1 300 x 100  
MA2 600 x 200



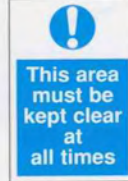
MA3 300 x 100  
MA4 600 x 200



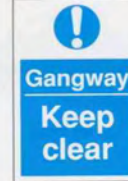
MA5 300 x 100  
MA6 600 x 200



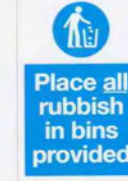
MA7 200 x 300  
MA8 400 x 600



MA9 200 x 300  
MA10 400 x 600



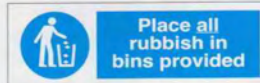
MA11 200 x 300  
MA12 400 x 600



MA13 200 x 300  
MA14 400 x 600



MA15 200 x 300  
MA16 400 x 600



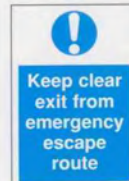
MA17 300 x 100  
MA18 600 x 200



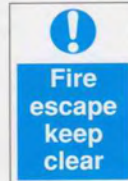
MA19 300 x 100  
MA20 600 x 200



MA21 300 x 100  
MA22 600 x 200



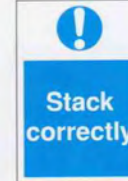
MA23 200 x 300  
MA24 400 x 600



MA25 200 x 300  
MA26 400 x 600



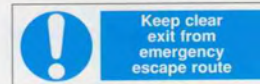
MA27 200 x 300  
MA28 400 x 600



MA29 200 x 300  
MA30 400 x 600



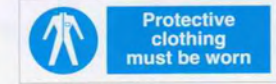
MA31 200 x 300  
MA32 400 x 600



MA33 300 x 100  
MA34 600 x 200



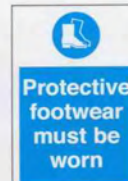
MA35 300 x 100  
MA36 600 x 200



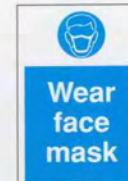
MA37 300 x 100  
MA38 600 x 200



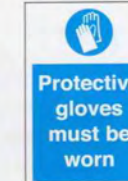
MA39 200 x 300  
MA40 400 x 600



MA41 200 x 300  
MA42 400 x 600



MA43 200 x 300  
MA44 400 x 600



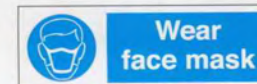
MA45 200 x 300  
MA46 400 x 600



MA47 200 x 300  
MA48 400 x 600



MA49 300 x 100  
MA50 600 x 200

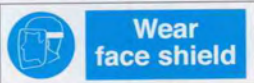


MA51 300 x 100  
MA52 600 x 200



MA53 300 x 100  
MA54 600 x 200

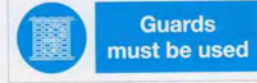




MA55 300 x 100  
MA56 600 x 200



MA57 300 x 100  
MA58 600 x 200



MA59 300 x 100  
MA60 600 x 200



MA61 200 x 300  
MA62 400 x 600



MA63 200 x 300  
MA64 400 x 600



MA65 200 x 300  
MA66 400 x 600



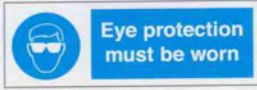
MA67 200 x 300  
MA68 400 x 600



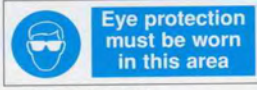
MA69 200 x 300  
MA70 400 x 600



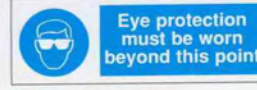
MA71 100 x 100  
MA72 200 x 200



MA73 300 x 100  
MA74 600 x 200



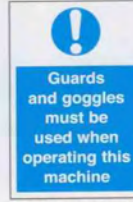
MA75 300 x 100  
MA76 600 x 200



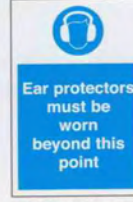
MA77 300 x 100  
MA78 600 x 200



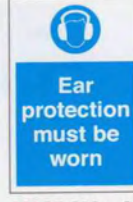
MA79 200 x 300  
MA80 400 x 600



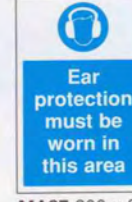
MA81 200 x 300  
MA82 400 x 600



MA83 200 x 300  
MA84 400 x 600



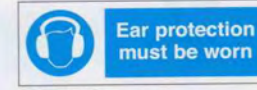
MA85 200 x 300  
MA86 400 x 600



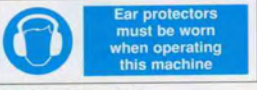
MA87 200 x 300  
MA88 400 x 600



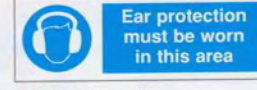
MA89 100 x 100  
MA90 200 x 200



MA91 300 x 100  
MA92 600 x 200



MA93 300 x 100  
MA94 600 x 200



MA95 300 x 100  
MA96 600 x 200



MA97 200 x 300  
MA98 400 x 600



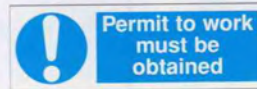
MA99 400 x 300



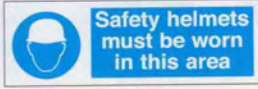
MA100 400 x 300



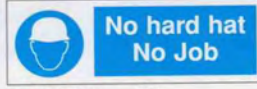
MA101 400 x 300



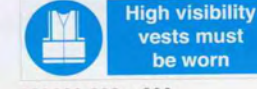
MA104 300 x 100  
MA105 600 x 200



MA106 300 x 100  
MA107 600 x 200



MA108 300 x 100  
MA109 600 x 200



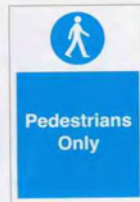
MA200 600 x 200



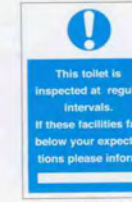
MA102 400 x 300



MA103 200 x 300



EC47 200 x 300  
EC48 400 x 600



HY25 200 x 300



Mandatory signs -  
Instruct, advise and inform staff and visitors of an action that must be carried out to secure a safer working environment

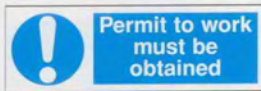
Colour -  
blue symbol and background, white text.

Symbol -  
circle.



POSTERS  
ON  
PAGE 49

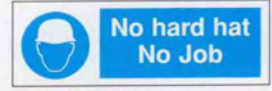
# MANDATORY SIGNS



MA104 300 x 100  
MA105 600 x 200



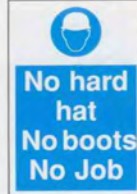
MA106 300 x 100  
MA107 600 x 200



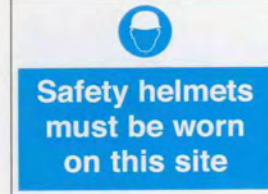
MA108 300 x 100  
MA109 600 x 200



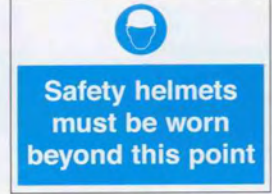
MA110 200 x 300  
MA111 400 x 600



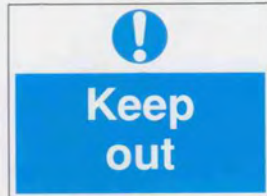
MA112 200 x 300  
MA113 400 x 600



MA114 600 x 450



MA115 600 x 450



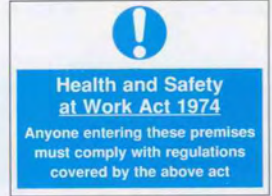
MA118 600 x 450




MA197 600 x 450  
MA200 600 x 200



MA119 600 x 450



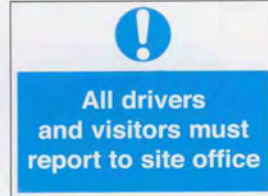
MA120 600 x 450



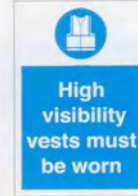
MA121A 400 x 600



MA121B 400 x 600



MA121 600 x 450  
MA122 600 x 450  
as above but reads 'reception'




MA201 200 x 300  
MA202 400 x 600



MA122A 600 x 450




MA123 600 x 450



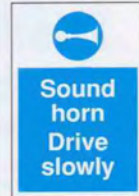
MA124 200 x 300  
MA125 400 x 600




MA126 200 x 300



MA128 200 x 300



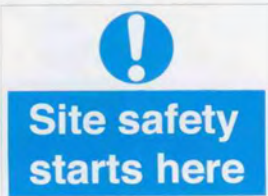
MA129 200 x 300  
MA130 400 x 600



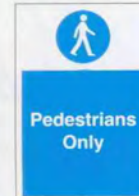
MA198 200 x 300  
MA199 400 x 600




MA203 100 x 150  
MA204 200 x 300



MA205 600 x 450



EC47 200 x 300  
EC48 400 x 600



MA206 200 x 300



Meaning you must carry out the action given by these signs.

For your own custom made signs see pages 38 to 41.



**MICROWAVE OVEN**  
 1. Do not look closely into oven when it is switched on.  
 2. People with heart pacemakers must not use this oven.  
 3. Metal containers such as foil must not be placed in this oven.

HY1 300 x 100

**DEEP FAT FRYER**  
 Switch off/disconnect power supply at mains before cleaning. Do not use hot oil for anything other than frying. Do not overfill fryer. Do not use fryer for anything other than frying. Do not touch fryer when it is hot. Do not touch fryer when it is hot. Do not touch fryer when it is hot.

HY2 300 x 100

**WASTE DISPOSAL MACHINE**  
 Switch off/disconnect power supply at mains before cleaning. Ensure that cutlery, bones, string, etc are not mixed with food waste. Switch off power supply if machine jams or stops. Follow manufacturer's inspection instructions.

HY3 300 x 100

Please remove jewellery before commencing work

HY4 200 x 300

**Wash hands only**

HY5 200 x 300

**Wash food equipment only**

HY6 200 x 300

**Wash utensils only**

HY7 200 x 300

**Hair protection must be worn**

HY8 200 x 300

**SLICING MACHINE**  
 Switch off/disconnect power supply at mains before cleaning. The guard provided must be in the correct position before operating the machine. Always return the slicing thickness indicator to zero position when work is finished to avoid injury to hand.

HY9 300 x 100

**DISHWASHING MACHINE**  
 Switch off/disconnect power supply at mains before cleaning. Avoid overloading machine. If machine jams or stops, immediately switch off power and water supply and examine cause of stoppage. Allow machine to cool before reaching in otherwise serious accidents could result.

HY10 300 x 100

**MINCING/MIXING MACHINE**  
 Switch off/disconnect power supply at mains before cleaning. Use only the plunger provided to push food into the mincing machine - spacers, food knives, or sticks should be avoided. Keep hands clear when machine is in operation.

HY11 300 x 100

**Now wash your hands**

HY12 300 x 100  
 HY13 200 x 300  
 HY14 600 x 200

**Do not store raw and cooked food together**

HY15 200 x 300

**For hygiene reasons wash only hands here**

HY17 200 x 300

**Personal hygiene rules apply beyond this point**

HY18 200 x 300

This toilet is inspected at regular intervals. If these facilities fall below your expectations please inform \_\_\_\_\_

HY25 200 x 300

**CONVECTOR OVEN**  
 Switch off heater fan button before opening doors.

HY19 300 x 100

**POTATO CHIPPING MACHINE**  
 Switch off/disconnect power supply at mains before changing or attempting to dislodge blockages.

HY20 300 x 100

**STEAMING OVEN**  
 Open door sufficiently to break the seal and allow steam and water to escape before opening fully.

HY21 300 x 100

Please wash your hands after visiting the toilet

HY22 300 x 100

This is a food production area. In the interests of hygiene protective garments must be worn.

HY23 300 x 100

**Not drinking water**

HY24 300 x 100

**This sink is for hand wash only**

HY27 100 x 150

**This sink is for utensil washing only**

HY28 100 x 150

**This sink is for pot washing only**

HY29 100 x 150

**This sink is for food washing only**

HY30 100 x 150

**Food preparation area Raw food only**

HY33 100 x 150

**Food preparation area**

HY26 200 x 100

**Unfit for human consumption**

HY31 200 x 100

**All food must be covered**

HY37 200 x 100

**No Smoking**

HY32 150 x 100

**Food preparation area Cooked food only**

HY34 100 x 150

This is a food production area. Protective clothing must be worn. Wash your hands before commencing work.

HY35 200 x 300

**Prevent cross contamination**  
 Use the correct colour coded chopping boards and knives

Raw meats and poultry only
Raw fish and shellfish only
Raw unwashed vegetables, salads and fruits only
Ready to eat and cooked foods only
Washed vegetables, salads and fruits only
Bakery and dairy products only

Food Hygiene Act 1995

HY36 200 x 300



These signs comply with The Food Hygiene (General) Regulations 1970 (and amendments 1990) which states that food should be protected from any contamination.

Specifically dedicated to hygiene this range is ideal for maintaining and improving standards and attitudes within the working area.

For your own custom made safety signs see pages 38 to 41.



**PERSONAL HYGIENE POSTERS ON PAGE 48**