


GEMGLOW®

glow in the dark signage



Simply the most competitive high lume' photoluminescent available

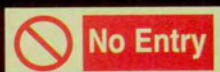
In emergency situations, safe evacuation of premises should be the first priority. Night-time, windowless or smoke filled areas can cause serious reduction in visibility, allowing panic and disorientation to quickly take over.

In smoke filled areas normal emergency safety lighting will become ineffective.



Photoluminescent Fire exit signs, available in various designs to highlight escape routes.

Photoluminescent tapes and labels on a roll ideal for marking doorways, stairs, direction of escape and potential hazards



Photoluminescent Safety signs used to highlight hazards and instruct



Photoluminescent floor markers, used for showing direction of escape.

FLOOR DOTS AND TAPES ON PAGE 57

GEMGLOW® photoluminescent, glow in the dark signs, provide a very cost effective solution.

Glowing in the dark for upto 7 hours, GEMGLOW® is a PSPA "Class A" rated Product.

Use GEMGLOW® to provide the marking of emergency escape routes, by using a continuous line of wall markers to identify the direction of the escape route, fire exits, doors, stairways and for the location of fire fighting and emergency equipment.

GEMGLOW® signs are a 2 in 1 product - combining the ease of self adhesive fixing with the strength and durability of rigid plastic. Reverse printed and sealed with factory applied self adhesive.

Use GEMGLOW® signs in conjunction with wayfinding systems, tapes, stairs, walls and floor markers.

All GEMGLOW® products comply to IEC 60695-2-1/2:1994 ensuring GEMGLOW® is produced on non-flaming substrate.

For any further information or advice contact our sales team today.






PH1 400 X 150
PH302 600 x 200



PH2 400 X 150
PH303 600 x 200



PH299 400 X 150
PH304 600 x 200



PH4 400 X 150
PH305 600 x 200



PH5 400 X 150
PH306 600 x 200



PH6 400 X 150
PH307 600 x 200



PH7 400 X 150
PH308 600 x 200



PH8 400 X 150
PH309 600 x 200



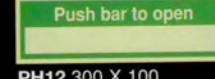
PH9A 300 X 150
PH310 400 x 200



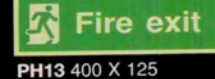
PH9
150 X 150



PH10
150 X 150



PH12 300 X 100



PH13 400 X 125
PH14 600 X 150



PH116
150 X 150




PH117
150 X 150



PH17 400 X 150



PH18 400 X 150



PH19 400 X 150




PH20 400 X 150



PH21 400 X 150



PH22 400 X 150



PH23 400 X 150



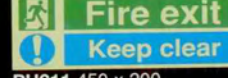
PH24 400 X 150



PH25 400 X 150



PH25L 400 X 150



PH311 450 x 200
PH312 600 x 200



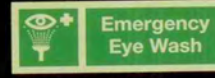
PH266 400 X 150



PH267 400 X 150



PH60A 300 X 100



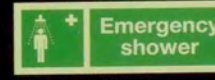
PH61A 300 X 100



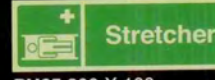
PH62 300 X 100



PH63 300 X 100



PH64 300 X 100



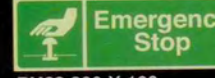
PH65 300 X 100



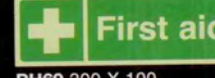
PH66 300 X 100



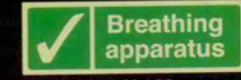
PH67 300 X 100



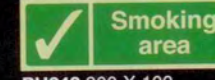
PH68 300 X 100



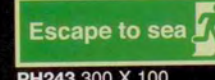
PH69 300 X 100



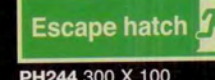
PH241 300 X 100



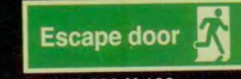
PH242 300 X 100



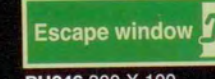
PH243 300 X 100



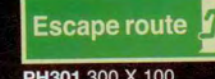
PH244 300 X 100




PH245 300 X 100



PH246 300 X 100



PH301 300 X 100



PH314 300 X 100



All our photoluminescent signs and products comply to: BS5499-1 and The Signs and Signals Regulations 1996. GEMGLOW® is a PSPA Class A recognised product.



PHOTOLUMINESCENT SIGNS



Even during total loss of light our photoluminescent range of signs will be instantly visible. Providing crucial evacuation and instructional information, even in the event of a blackout situation, the ultimate in safety signage.



PH49 200 x 300



PH50 200 x 300



PH51 200 x 300



PH52 200 x 300



PH53 200 x 300



PH247 200 x 300



PH248 200 x 300



PH249 200 x 300



PH250 200 x 300



PH251 200 x 300



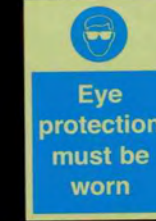
PH252 200 x 300



PH253 200 x 300



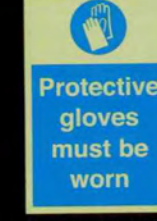
PH254 200 x 300



PH255 200 x 300



PH256 200 x 300



PH257 200 x 300



PH258 200 x 300



PH260 200 x 300



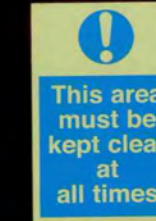
PH261 200 x 300



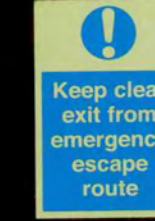
PH262 200 x 300



PH263 200 x 300



PH264 200 x 300



PH265 200 x 300



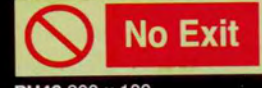
PH313 200 x 300



PH39 300 x 100



PH40 300 x 100



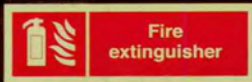
PH46 300 x 100



PH47 300 x 100



PH48 300 x 100



PH30 300 x 100



PH31 300 x 100



PH32 300 x 100



PH33 200 x 300



PH34 200 x 300



PH35 200 x 300



PH36 200 x 300



PH37 300 x 100



PH38 300 x 100



PH41 150 x 150



PH42 150 x 150



PH43 150 x 150



PH44 150 x 150



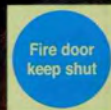
PH45 150 x 150



PH45A 150 x 150



PH48A 150 x 150



PH54 100 X 100



PH55 100 X 100



PH56 100 X 100



PH57 100 X 100



PH58 100 X 100



PH59 100 X 100



EN3PH 202 x 82



EN4PH 202 x 82



EN5PH 202 x 82



EN6PH 202 x 82



EN7PH 202 x 82



EN8PH 202 x 82



EN9PH 202 x 82




EN10PH 202 x 82



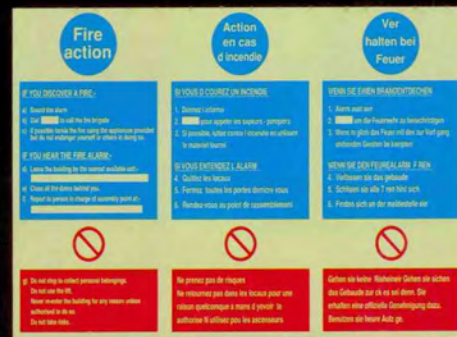
EN11PH 202 x 82



PH26 200 x 300



PH27 200 x 300



PH296 400 x 300 (English, French and German)



PH237 200 X 300



PH238 200 x 300



PH297 200 x 300



Reduce the fear of blind panic by highlighting crucial fire equipment with photoluminescent indicator panels.



LABELS ON A ROLL ON PAGE 57



SPECIAL PHOTOLUMINESCENT SIGNS AVAILABLE ON PAGE 40